



SAW Components

Data Sheet B3823





SAW Components

B3823

Low-Loss Filter

397,5 MHz

Data Sheet

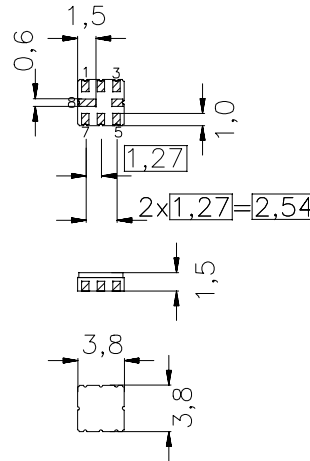
Ceramic package QCC8B

Features

- Low-loss filter (RX) for Trunked Radio
- Usable bandwidth 5 MHz
- No matching required for operation at 50 Ω
- Package for Surface Mounted Technology (SMT)
- Hermetically sealed ceramic package

Terminals

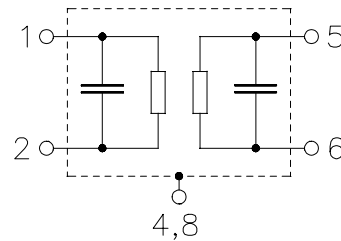
- Gold-plated



typ. Dimensions in mm, approx. weight 0,07 g

Pin configuration

- 1 Input
- 2 Input ground
- 5 Output
- 6 Output ground
- 3, 7 Ground
- 4, 8 Case ground



Type	Ordering code	Marking and Package according to	Packing according to
B3823	B39401-B3823-Z810	C61157-A7-A46	F61074-V8037-Z000

Electrostatic Sensitive Device (ESD)

Maximum ratings

Operable temperature range	T_A	-30 / +70	°C	
Storage temperature range	T_{stg}	-40 / +85	°C	
DC voltage	V_{DC}	0	V	
Source power	P_s	10	dBm	source impedance 50 Ω


SAW Components
B3823
Low-Loss Filter
397,5 MHz
Data Sheet
Characteristics

Operating temperature range: $T_A = +15 \dots +35 \text{ }^\circ\text{C}$
 Terminating source impedance: $Z_S = 50 \text{ }\Omega$
 Terminating load impedance: $Z_L = 50 \text{ }\Omega$

		min.	typ.	max.	
Nominal frequency	f_N	—	397,5	—	MHz
Maximum insertion attenuation 395,0 MHz ... 400,0 MHz	α_{\max}	—	2,7	3,5	dB
Amplitude ripple (p-p) 395,0 MHz ... 400,0 MHz	$\Delta\alpha$	—	0,6	1,4	dB
Return loss (Input and Output) 395,0 MHz ... 400,0 MHz		12,0	13,0	—	dB
VSWR 395,0 MHz ... 400,0 MHz		—	1,6:1	2,0:1	
Absolute attenuation	α_{abs}				
0,1 MHz ... 355,0 MHz		40	60	—	dB
355,0 MHz ... 390,0 MHz		25	35	—	dB
435,0 MHz ... 885,0 MHz		40	50	—	dB
885,0 MHz ... 2000,0 MHz		20	35	—	dB
Temperature coefficient of frequency	TC_f	—	-36	—	ppm/K



SAW Components

B3823

Low-Loss Filter

397,5 MHz

Data Sheet

Characteristics

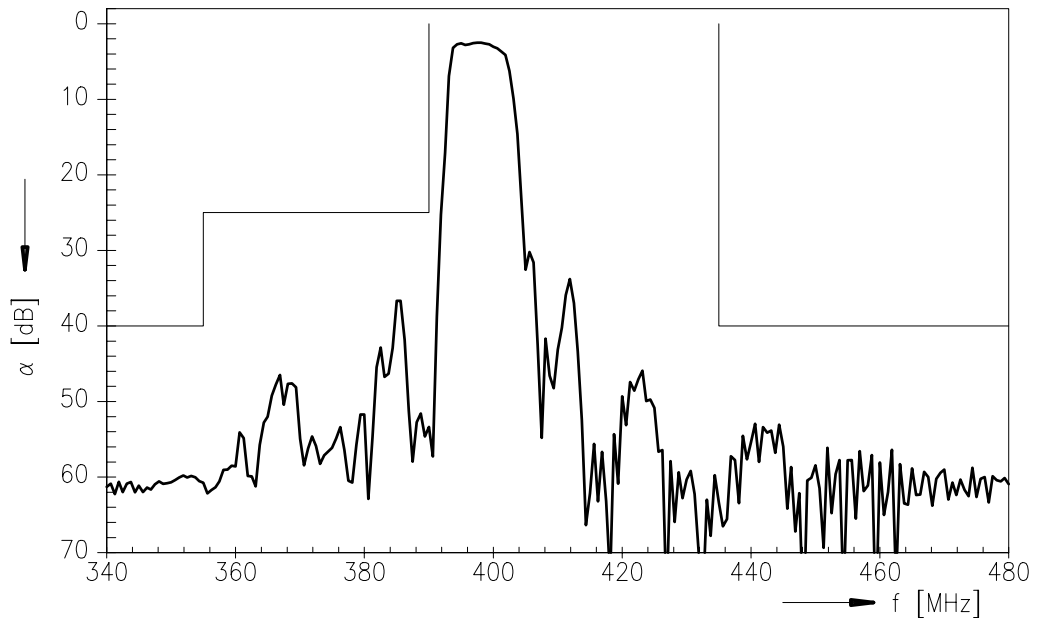
Operating temperature range: $T_A = -30 \dots +70 \text{ }^\circ\text{C}$
 Terminating source impedance: $Z_S = 50 \text{ } \Omega$
 Terminating load impedance: $Z_L = 50 \text{ } \Omega$

		min.	typ.	max.	
Nominal frequency	f_N	—	397,5	—	MHz
Maximum insertion attenuation 395,0 MHz ... 400,0 MHz	α_{\max}	—	3,0	3,5	dB
Amplitude ripple (p-p) 395,0 MHz ... 400,0 MHz	$\Delta\alpha$	—	0,8	2,0	dB
Return loss (Input and Output) 395,0 MHz ... 400,0 MHz		12,0	13,0	—	dB
VSWR 395,0 MHz ... 400,0 MHz		—	1,6:1	2,0:1	
Absolute attenuation	α_{abs}				
0,1 MHz ... 355,0 MHz		40	60	—	dB
355,0 MHz ... 390,0 MHz		25	35	—	dB
435,0 MHz ... 885,0 MHz		40	50	—	dB
885,0 MHz ... 2000,0 MHz		20	35	—	dB
Temperature coefficient of frequency	TC_f	—	- 36	—	ppm/K

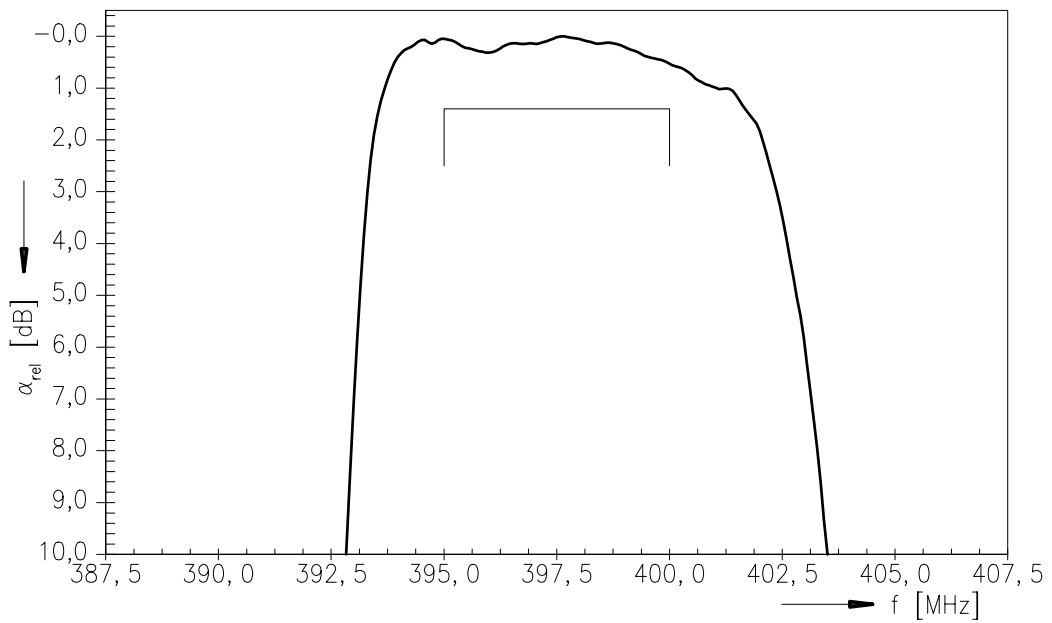


Data Sheet

Transfer function



Normalized transfer function (pass band; +15 °C ... +35 °C)





SAW Components

B3823

Low-Loss Filter

397,5 MHz

Data Sheet

Published by EPCOS AG

Surface Acoustic Wave Components Division, SAW MC IS PD

P.O. Box 80 17 09, D-81617 München

© EPCOS AG 2001. All Rights Reserved.

As far as patents or other rights of third parties are concerned, liability is only assumed for components per se, not for applications, processes and circuits implemented within components or assemblies.

The information describes the type of component and shall not be considered as assured characteristics.

Terms of delivery and rights to change design reserved.

For questions on technology, prices and delivery please contact the sales offices of EPCOS AG or the international representatives.

Due to technical requirements components may contain dangerous substances. For information on the type in question please also contact one of our sales offices.